

**MY-LOR, Inc.**  
42 Crimson Drive  
Dallas, GA 30132

866-545-1474 Toll Free  
www.my-lor.com

866-414-5001 Toll Free Fax  
sales@my-lor.com

**BILL TO:**

Purchase Order Number: \_\_\_\_\_

Department or Agency: \_\_\_\_\_

Contact Name: \_\_\_\_\_

Street: \_\_\_\_\_

\_\_\_\_\_

City: \_\_\_\_\_ State: \_\_\_\_\_ Zip: \_\_\_\_\_

Phone: \_\_\_\_\_ Fax: \_\_\_\_\_

Email: \_\_\_\_\_

**SHIP TO:**

Department or Agency: \_\_\_\_\_

Contact Name: \_\_\_\_\_

Street: \_\_\_\_\_

\_\_\_\_\_

City: \_\_\_\_\_ State: \_\_\_\_\_ Zip: \_\_\_\_\_

Phone: \_\_\_\_\_ Fax: \_\_\_\_\_

Email: \_\_\_\_\_

# MY-LOR, Inc.

## Accountability Tags (All Tags Come with Trigger Snap and Ring)

Part No.	Description		Unit Price	Total
IDLP001	Laminated Plastic Accountability Tag		\$6.00	

**IDENTIFICATION NOTE:** Anodized Aluminum Tags are the same color on both sides while Printed Aluminum Tags are bare aluminum on the back side

IDAL001	Anodized Aluminum Accountability Tag		\$7.50	
IDAL002	Anodized Aluminum Accountability Tag - Text on Both Sides		\$9.00	
IDAL500	Printed Aluminum Accountability Tag		\$7.50	
IDAL200	Printed Aluminum Accountability Tag with Picture		\$11.00	

## Apparatus Tags (All Tags Come with Trigger Snap and Ring)

APLP001	Laminated Plastic Apparatus Tag		\$7.00	
APAL100	Printed Aluminum Apparatus Tag		\$8.50	
APAL001	Anodized Aluminum Apparatus Tag		\$8.50	
APAL002	Anodized Aluminum Apparatus Tag - Text on Both Sides		\$10.00	
APAL200	Aluminum Apparatus Crew Tag with Customized Seat Positions		\$14.00	

## Command Boards (All Command Boards come with Markers and Shoulder / Neck Strap)

IC606	Customized Aluminum Command Board with Strap - 6 Segments		\$70.00	
IC608	Customized Aluminum Command Board with Strap - 8 Segments		\$80.00	
IC610	Customized Aluminum Command Board with Strap - 10 Segments		\$85.00	
IC200	Customized Aluminum Command Board with Strap & Structure - 10 Segments		\$140.00	

## Vehicle License Tags

VT001	<b>FIRE DEPARTMENT</b> Vehicle Tag		\$14.00	
VT003	<b>CHIEF</b> Vehicle Tag with Department Name		\$14.00	
VT004	<b>FIREFIGHTER</b> Vehicle Tag with Department Name		\$14.00	

## Accessories

TSR001	Trigger Snap and Ring (one of each)		\$2.00	
RING002	2" Split Ring		\$1.00	
STRAP01	Adjustable Shoulder / Neck Strap - 1" Red Webbing		\$10.00	

Actual Shipping Charges Will Be Added To The Invoice

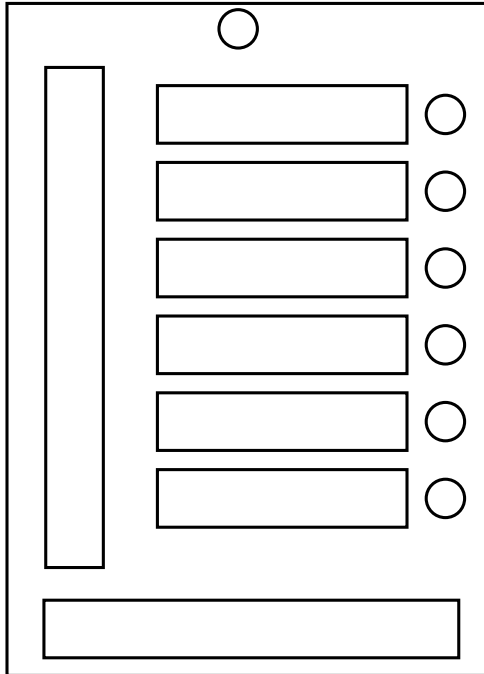
**Total** (less shipping)



# MY-LOR, Inc.

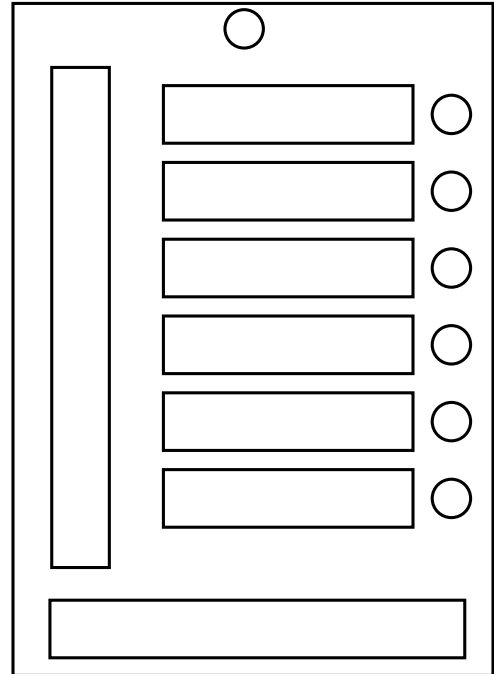
Use This Form For  
APAL200 Crew Tag Text

Fill in the blanks for each Apparatus Crew Tag. Label the crew slots for your department's manning, such as: Officer, Driver, Firefighter, EMT, FF/EMT, Engineer, etc. Crew spaces left blank will not be printed. Label each tag for the appropriate apparatus assignment. Indicate tag color below each template.



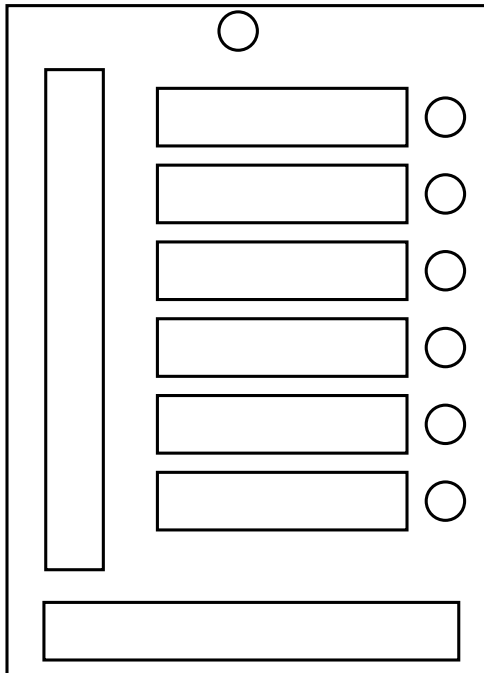
A rectangular template for a crew tag. At the top center is a small circle. On the left side is a vertical rectangular slot. In the center are six horizontal rectangular slots, each with a small circle to its right. At the bottom is a wide horizontal rectangular slot.

Tag Color: \_\_\_\_\_



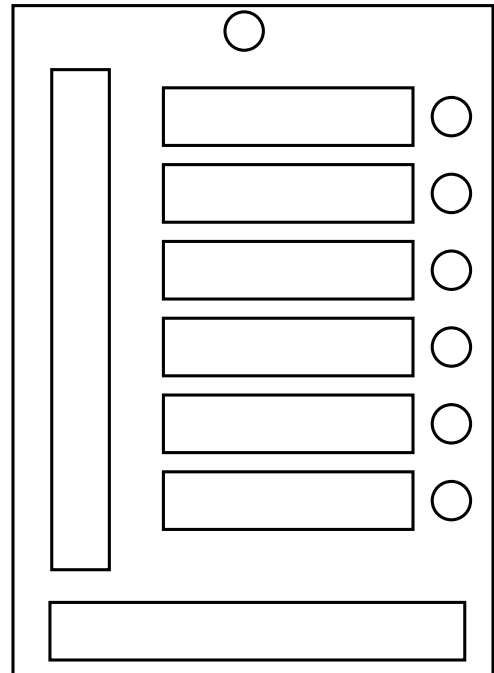
A rectangular template for a crew tag. At the top center is a small circle. On the left side is a vertical rectangular slot. In the center are six horizontal rectangular slots, each with a small circle to its right. At the bottom is a wide horizontal rectangular slot.

Tag Color: \_\_\_\_\_



A rectangular template for a crew tag. At the top center is a small circle. On the left side is a vertical rectangular slot. In the center are six horizontal rectangular slots, each with a small circle to its right. At the bottom is a wide horizontal rectangular slot.

Tag Color: \_\_\_\_\_



A rectangular template for a crew tag. At the top center is a small circle. On the left side is a vertical rectangular slot. In the center are six horizontal rectangular slots, each with a small circle to its right. At the bottom is a wide horizontal rectangular slot.

Tag Color: \_\_\_\_\_

# MY-LOR, Inc.

Use This Form For  
Customized Command  
Boards

This layout is for a (circle one): IC606 IC608 IC610 IC200

Number of boards with this same layout: \_\_\_\_\_

You may custom label each of the available locations or leave some blank to designate in the field.

**Please fill out a separate form for each board that is labeled differently**

Department Name or Board Assignment

Segment One Label

Segment Two Label

Segment Three Label

Segment Four Label

Segment Five Label

Segment Six Label

Segment Seven Label  
(for 8 and 10 segment boards only)

Segment Eight Label  
(for 8 and 10 segment boards only)

Segment Nine Label  
(for 10 Segment boards only)

Segment Ten Label  
(for 10 Segment boards only)

Department Name or Board Assignment

Label the Command Board segments based on your department's scene history and Standard Operating Procedure

Some common scene assignments are:

**INTERIOR  
EXTERIOR  
WATER SUPPLY  
SAFETY  
REHAB  
RIT  
LANDING ZONE  
EXTRICATION  
TRIAGE  
OPERATIONS  
VENTILATION  
SEARCH  
DIVE TEAM  
SALVAGE  
OVERHAUL  
AIR & LIGHT  
BOAT  
COMMAND  
PIO  
COMMUNICATIONS  
FOREST TRACTOR  
SALVAGE  
ROOF  
BASEMENT  
1st FLOOR  
TRAFFIC  
EXPOSURE  
LOGISTICS**